

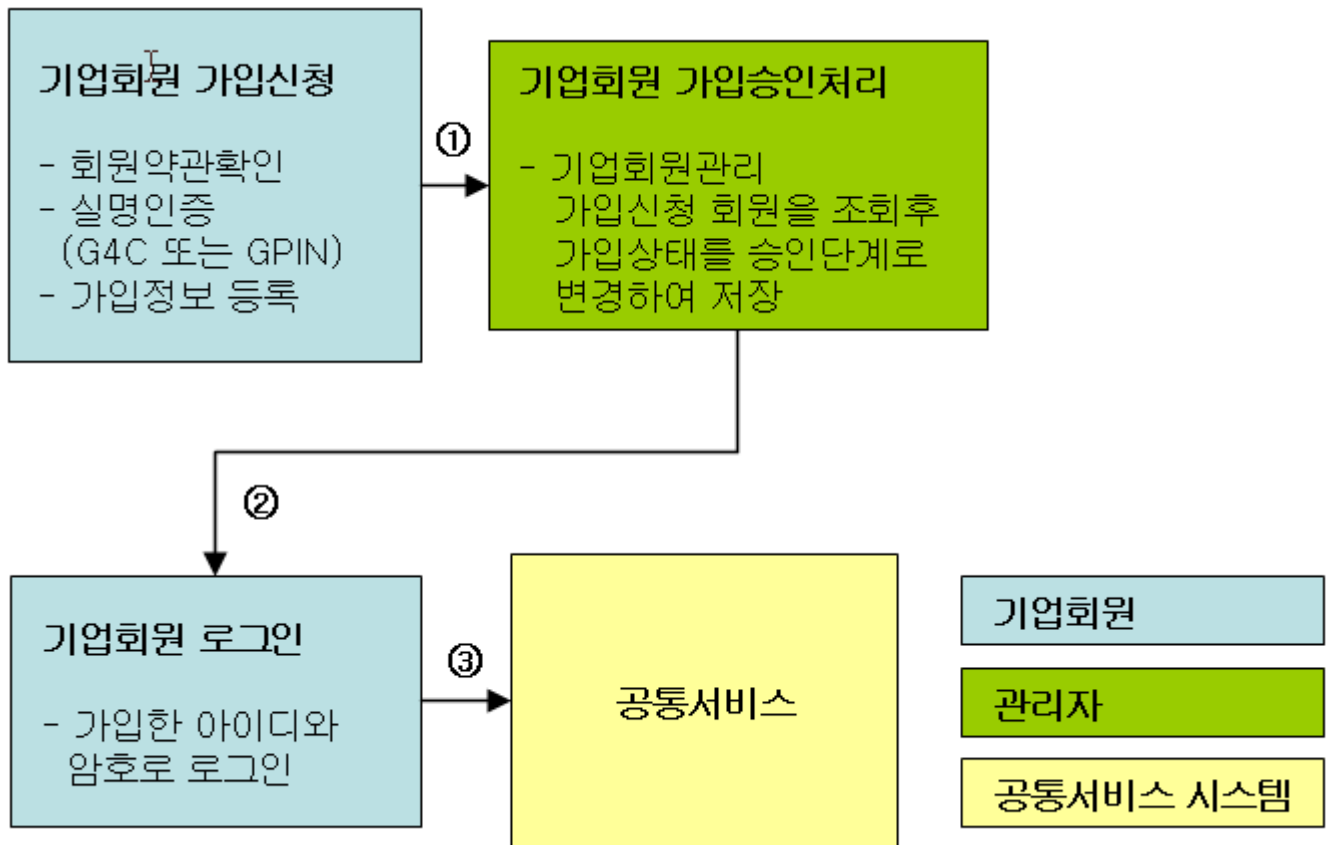
Corporate Member Management

Summary

Corporate Member Management includes following features: Member List, Member Register, Member Detail, Member Update, Member Password Change, Member Delete, and Member Join Request.

- Feature Flow

Feature name	Feature flow
Corporate Member Register and System Usage	①Subscription Request Corporate Member→ ②Subscription Approved by Admin → ③System Login via Corporate Member ID



Description

Package Dependency

User, Corporate Member, Member package have direct functional reference to common package(cmm) and system package(sim). However, for executing without errors in component distribution, the distribution package should include format/date/calculation package, real name check package, postal code package.

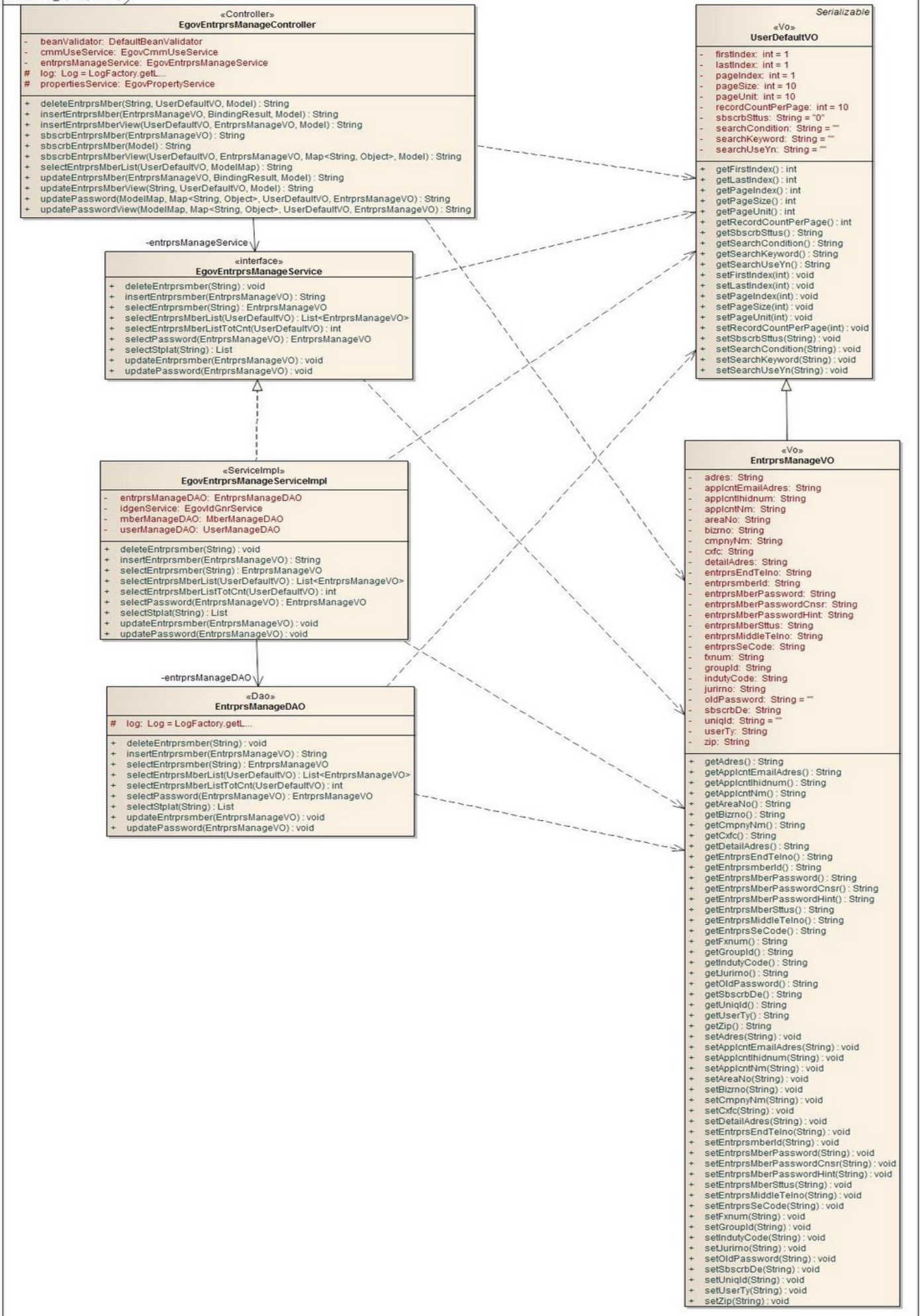
- Package Dependency: [package dependency on user support](#)

Related Source

Type	Target Source Name	Remarks
Controller	egovframework.com.uss.umt.web.EgovEntrprsManageController.java	CMM(Corporate Member Management) Controller Class
Service	egovframework.com.uss.umt.service.EgovEntrprsManageService.java	CMM Service Interface
ServiceImpl	egovframework.com.uss.umt.service.impl.EgovEntrprsManageServiceImpl.java	CMM Service Implementation Class
VO	egovframework.com.uss.umt.service.EntrprsManageVO.java	CMM Model Class
VO	egovframework.com.uss.umt.service.UserDefaultVO.java	CMM Search Option VO Class

DAO	egovframework.com.uss.umd.service.impl.EntrprsManageDAO.java	CMM Data Handling Class
JSP	/WEB-INF/jsp/egovframework/com/uss/umt/EgovEntrprsMberInsert.jsp	Corporate Member Register jsp page
JSP	/WEB-INF/jsp/egovframework/com/uss/umt/EgovEntrprsMberSelectUpdt.jsp	Corporate Member Detail/Update jsp page
JSP	/WEB-INF/jsp/egovframework/com/uss/umt/EgovEntrprsPasswordUpdt.jsp	Corporate Member Password Change jsp page
JSP	/WEB-INF/jsp/egovframework/com/uss/umt/EgovEntrprsMberManage.jsp	Corporate Member List jsp page
JSP	/WEB-INF/jsp/egovframework/com/uss/umt/EgovIdDplctCnfirm.jsp	ID Duplication Check jsp page
JSP	/WEB-INF/jsp/egovframework/com/uss/umt/EgovEntrprsMberSbscrb.jsp	Corporate Member Subscription jsp page
Query XML	resources/egovframework/sqlmap/com/uss/umt/EgovEntrprsManage_SQL_Mysql.xml	CMM Query for MySQL
Query XML	resources/egovframework/sqlmap/com/uss/umt/EgovEntrprsManage_SQL_Oracle.xml	CMM Query for Oracle
Query XML	resources/egovframework/sqlmap/com/uss/umt/EgovEntrprsManage_SQL_Tibero.xml	CMM Query for Tibero
Query XML	resources/egovframework/sqlmap/com/uss/umt/EgovEntrprsManage_SQL_Altibase.xml	CMM Query for Altibase
Validator Rule XML	resources/egovframework/validator/validator-rules.xml	XML defining Validator Rule
Validator XML	resources/egovframework/validator/com/uss/umt/EgovEntrprsManage.xml	CMM vailidator Rule
Idgen XML	resources/egovframework/spring/com/context-idgen.xml	CMM Id GenerationIdgen XML

Class Diagram



ID Generation

DDL and DML regarding ID Generation

- Add **USRCNFRM_ID** to COMTECOPSEQ, a sequence save table, to use ID Generation Service.

Unique ID is created for Member/User Management feature of this system using USRCNFRM_ID.

```
CREATE TABLE COMTECOPSEQ ( table_name varchar(16) NOT NULL,  
                           next_id DECIMAL(30) NOT NULL,  
                           PRIMARY KEY (table_name));
```

```
INSERT INTO COMTECOPSEQ VALUES('USRCNFRM_ID','0');
```

ID Generation Configuration (context-idgen.xml)

```
<bean name="egovUsrCnfrmIdGnrService"  
      class="egovframework.rte.fdl.idgnr.impl.EgovTableIdGnrService"  
      destroy-method="destroy">  
  <property name="dataSource" ref="egov.dataSource" />  
  <property name="strategy" ref="usrCnfrmStrategy" />  
  <property name="blockSize" value="10"/>  
  <property name="table" value="COMTECOPSEQ"/>  
  <property name="tableName" value="USRCNFRM_ID"/>  
</bean>  
<bean name="usrCnfrmStrategy"  
      class="egovframework.rte.fdl.idgnr.impl.strategy.EgovIdGnrStrategyImpl">  
  <property name="prefix" value="USRCNFRM_" />  
  <property name="cipers" value="11" />  
  <property name="fillChar" value="0" />  
</bean>
```

Related Table

Table name (Korean)	Table name (English)	Note
Corporate Member Information	COMTNENTRPRSMBER	Manages Corporate Member Information.

Related Code

Following table lists codes used in CMM and configuration to be applied.

Code Type	Code Type Name	Code ID	Code Name	Configuration Application
COM012	User Type	USR01	Member	Member Type
	User Type	USR02	Corporate Member	Corporate Member Type
	User Type	USR03	Task User	Task User
COM013	User Status	A	Registration Requested	Registration Requested Status
	User Status	P	Registration Approved	Registration Approved Status
	User Status	D	Registration Deleted	Registration Deleted Status
COM014	Gender Identification	F	Female	Female
	Gender Identification	M	Male	Male
COM022	Password Hint	Dynamically Generated	Hint	Password Hint
COM026	Corporation Identification Code	Dynamically Generated	Corporation Identity	Corporation Identity Info
COM027	Sector Classification Code	Dynamically Generated	Sector Classification	Section Classification Info

Postal Code	Postal code registered to COMTCZIP table			Postal Code
Authority Group Code	Dynamically generated authority group record information in COMTNAUTHORGROUPINFO table			Authority Group per user

Related Features

CMM includes following features: **Corporate Member List, Corporate Member Register, Corporate Member Detail(Update), Corporate Member Change Password, Corporate Member Terms and Conditions Check, and Corporate Member Subscription.**

Corporate Member List

Business Rules

Search options are applied to Corporate Member Status, Corporate Member ID, Corporate Member Name. Corporate Member id search uses EQUAL comparison (looks for the same id), and Corporate Member name search uses LIKE comparison(looks for similar name.)

Related Code

N/A

Screen and execution manual

Action	URL	Controller method	QueryID
display List	/uss/umt/EgovEntrprsMberManage.do	selectEntrprsMberList	"entrprsManageDAO.selectEntrprsMberList",
			"entrprsManageDAO.selectEntrprsMberListTotCnt"
Delete	/uss/umt/EgovEntrprsMberDelete.do	deleteEntrprsMber	"entrprsManageDAO.deleteEntrprs_S"

The list of corporate member management is searched by 10 cases and the paging by 10 pages. The search conditions are implemented on the name of corporate member management, scope of opening and registrar's name. In case of changing the search scope per page, change pageUnit, pageSize in the context-properties.xml file. (However, the setup influences the overall common service function.)

기업회원관리

사용자수 8

상태(전체) Name

No.	<input type="checkbox"/>	아이디	회사명	신청자이름	신청자이메일	전화번호	등록일	가입상태
1	<input type="checkbox"/>	compny74	현대테크윈	회사원	b211@bb.bb	02)1231-2342	2009-04-18	회원가입신청
2	<input type="checkbox"/>	ent33	삼성주공	홍길순	dssew32@sssdes.com	02)3321-2342	2009-04-18	회원가입신청
3	<input type="checkbox"/>	euser3	호성(주)	테스터	sssew32@sssdes.com	02)322-2342	2009-04-18	회원가입신청
4	<input type="checkbox"/>	flytothesky	우리별신화	고길동	qddw@saddsd.com	02)321-2342	2009-04-18	회원가입신청
5	<input type="checkbox"/>	hotman3	신화그룹사	홍순도	sssd@ssdf.com	02)223-2342	2009-04-18	회원가입신청
6	<input type="checkbox"/>	sevenparty	세븐투루소	김일도	dd23s@ssdd.com	02)332-2342	2009-04-18	회원가입신청
7	<input type="checkbox"/>	mber223	신일공사	김순호	ss23se.gg.gg.kr	02)333-2342	2009-03-23	회원가입신청
8	<input type="checkbox"/>	ent	무궁주식회사	공통사용자	egov@mopas.go.kr	02)3213-2342	2009-03-09	회원가입승인

1

Search: to search the corporate member list with a search option, select the search option and search the corporate member with the search button on the top.

Delete: to delete the existing corporate member, change the corporate member status to join authentication withdrawal. In special cases requiring complete deletion from the database, mark on the checkbox and delete through the button on the top. (The configuration data related to relevant corporate member should be deleted first.)

List: Inquire overall list of corporate members

Register: To register a new corporate member, move to **Corporate Member Register** using the register button on the top

Detailed inquiry (update): to update the registration data of existing members, click on the relevant ID and move to **Corporate Member Detailed Inquiry** which provides detailed inquiry and update function.

Corporate Member Register

Business Rules

Register new corporate member. Once registered successfully, displays **Corporate Member List** page.

Related Code

N/A

Screen and execution manual

Action	URL	Controller method	QueryID
Register	/uss/umt/EgovEntrprsMberInsert.do	insertEntrprsMber	entrprsManageDAO.insertEntrprs_S"

기업회원 등록

기업회원아이디 *	<input type="text"/>	(중복아이디 검색)
회사명 *	<input type="text"/>	
비밀번호 *	<input type="text"/>	
비밀번호확인 *	<input type="text"/>	
비밀번호힌트 *	--선택하세요--	
비밀번호정답 *	<input type="text"/>	
업종코드	--선택하세요--	
기업구분코드	--선택하세요--	
대표이사이름	<input type="text"/>	
사업자등록번호 *	<input type="text"/>	
법인등록번호	<input type="text"/>	
회사전화번호 *	<input type="text"/> - <input type="text"/> - <input type="text"/>	
팩스번호	<input type="text"/>	
우편번호 *	<input type="text"/>	
주소 *	<input type="text"/>	
상세 주소	<input type="text"/>	
신청자이름 *	<input type="text"/>	
신청자주민등록번호 *	<input type="text"/>	
신청자이메일주소 *	<input type="text"/>	
그룹아이디 *	--선택하세요--	
기업회원상태코드 *	--선택하세요--	

등록 목록 취소

Register: insert the data of a new corporate member and store the data through the register button on the bottom. Items with * marks are mandatory. Corporate member ID and postal code should be selected on the pop-up screen.

List: to move to corporate member list inquiry screen, use the list button on the bottom.

Cancel: to initialize the inserted content, clear the input through the cancel button on the bottom.

Corporate Member Detail(Update)

Business Rules

Provides a detailed view and update page for Corporate Member List.


Related Code

N/A

Screen and execution manual

Action	URL	Controller method	QueryID
display Detail	/uss/umt/EgovEntrprsMberSelectUpdtView.do	updateEntrprsMberView	"entrprsManageDAO.selectEntrprsMberView"
Update	/uss/umt/EgovEntrprsMberSelectUpdt.do	updateEntrprsMber	"entrprsManageDAO.updateEntrprsMber"
Delete	/uss/umt/EgovEntrprsMberDelete.do	deleteEntrprsMber	"entrprsManageDAO.deleteEntrprsMber"

기업회원 상세조회(수정)

기업회원아이디 *	mber223
회사명 *	신일공사
비밀번호힌트 *	가장 기억에 남는 장소는?
비밀번호정답 *	2222
업종코드	--선택하세요--
기업구분코드	중소기업
대표이사이름	222
사업자등록번호 *	234-2343-2
법인등록번호	02877-377838
회사전화번호 *	02 - 333 - 2342
팩스번호	22222
우편번호 *	100012 
주소 *	서울 중구 충무로2가-1
상세주소	223
신청자이름 *	김순호
신청자주민등록번호 *	6303201063614
신청자이메일주소 *	ss23se.gg.gg.kr
그룹아이디 *	4321
기업회원상태코드 *	회원가입신청

수정 삭제 목록 암호변경 취소

Update: store the updated corporate member data with the update button on the bottom. All mandatory items (marked with *) should be inserted, the corporate member ID cannot be changed. In changing the postal code (address), select from the pop-up screen.

Delete: to delete the existing corporate member, change the corporate member status to join authentication withdrawal. In special cases requiring complete deletion from the database, mark on the checkbox and delete through the button on the top. (The configuration data related to relevant corporate member should be deleted first.)

List: to move back to corporate member list inquiry screen, move to **Corporate Member List Inquiry** screen through the list button on the bottom.

Change Password: to move to change corporate member password screen, move to **Corporate Member Change Password** screen through change password button.

Cancel: to initialize the inserted content, clear the input through the cancel button on the bottom.

Corporate Member Change Password

Business Rules

Updates password of a corporate member. Once updated successfully, result message will appear on the screen.

Related Code

N/A

Screen and execution manual

Action	URL	Controller method	QueryID
Change Password	/uss/umt/EgovEntrprsPasswordUpdt.do	updatePassword	"entrprsManageDAO.updatePassword_S" "entrprsManageDAO.selectPassword_S"

기업회원 암호변경

기업회원아이디 *	<input type="text" value="mber223"/>
기존 비밀번호 *	<input type="text"/>
비밀번호 *	<input type="text"/>
비밀번호확인 *	<input type="text"/>

Update: Insert the registered old password, new password and confirm the new password. Store the new password on the database through the update button on the bottom. When the inserted old password is different from the registered password, it will not be updated.

List: To move back to the corporate member inquiry screen, move to the corporate member list inquiry screen through the list button on the bottom.

Cancel: to initialize the inserted content, clear the input through the cancel button on the bottom.

Corporate Member Terms and Conditions Check

Business Rules

At the beginning of subscription process, Terms and Conditions Check page will appear to receive agreement. Above sbscrBEntrprsMber method and query ID are items used in opening the screen. If you click 'OK', it moves to the identification certification screen without additional database related work.

Call the member subscription registration screen through identification certification screen after terms agreement. When you signed up as a corporate member, it will be connected to corporate member subscription screen after identification certification steps and corporate member terms agreement.

Related Code

N/A

Screen and execution manual

Action	URL	Controller method	QueryID
Agree	/uss/umt/EgovStplatCnfirmEntrprs.do	sbscrBEntrprsMber	"entrprsManageDAO.selectStplat_S"

약관확인

약관내용
<p>개인정보의 수집 및 이용목적-기업회원</p> <p>1. 서비스 제공에 관한 계약 이행 및 서비스 제공에 따른 요금정산 콘텐츠 제공, 구매 및 요금 결제, 물품배송 또는 청구지 등 발송, 금융거래 본인 인증 및 금융 서비스</p> <p>2. 회원 관리 회원제 서비스 이용에 따른 본인확인, 개인 식별, 불량회원의 부정 이용 방지와 비인가 사용 방지, 가입 의사 확인, 연령확인, 만14세 미만 아동 개인정보 수집 시 법정 대리인 동의여부 확인, 불만처리 등 민원처리, 고지사항 전달</p> <p>3. 마케팅 및 광고에 활용 이벤트 등 광고성 정보 전달, 인구통계학적 특성에 따른 서비스 제공 및 광고 게재, 접속 빈도 파악 또는 회원의 서비스 이용에 대한 통계</p> <p>수집하는 개인정보의 항목-기업회원</p> <p>1. 필수항목 <input type="checkbox"/> 일반회원: 이름, 생년월일, 성별, 로그인ID, 비밀번호, 자택 전화번호, 자택 주소, 휴대전화번호, 법정대리인정보(어린이/학생회원)</p>
<input type="checkbox"/> 약관내용에 동의합니다.
정보동의내용
<p>제1조(목적 등)-기업회원</p> <p>① 공통서비스 서비스 약관(이하 "본 약관"이라 합니다)은 이용자가 (주)다음커뮤니케이션(이하 "공통서비스"이라 합니다)에서 제공하는 인터넷 관련 서비스(이하 "서비스"라 합니다)를 이용함에 있어 이용자와 "공통서비스"의 권리·의무 및 책임사항을 규정함을 목적으로 합니다.</p> <p>② 이용자가 되고자 하는 자가 "공통서비스"이 정한 소정의 절차를 거쳐서 "등록하기" 단추를 누르면 본 약관에 동의하는 것으로 간주합니다. 본 약관에 정하는 이외의 이용자와 "공통서비스"의 권리, 의무 및 책임사항에 관해서는 전기통신사업법 기타 대한민국의 관련 법령과 상관습에 의합니다.</p> <p>제2조(이용자의 정의)</p> <p>① "이용자"란 "공통서비스"에 접속하여 본 약관에 따라 "공통서비스" 회원으로 가입하여 "공통서비스"이 제공하는 서비스를 받는 자를 말합니다.</p>
<input type="checkbox"/> 정보이용내용에 동의합니다.

동의

비동의

Agree: move to identification certification screen before inserting member subscription registration information

Disagree: shows member subscription declination message

Corporate Member Subscription Request

Business Rules

Enter Corporate Member Information to request subscription. Once successfully subscribed, User Login page(General Login or GPIK Certificate Login) will appear. Member subscription registration function is enabled by prior steps of identification certification (inhabitants identification number certification or public I-PIN identification certification).



Related Code

N/A

Screen and execution manual

Action	URL	Controller method	QueryID
Subscription View	/uss/umt/EgovEntrprsMberSbscrbView.do	sbscrbEntrprsMberView	
Subscription	/uss/umt/EgovEntrprsMberSbscrb.do	sbscrbEntrprsMber	"entrprsManageDAO.insertEntrprs"

기업회원 가입신청

기업회원아이디 *	<input type="text"/>	 (중복아이디 검색)
회사명 *	<input type="text"/>	
비밀번호 *	<input type="text"/>	
비밀번호확인 *	<input type="text"/>	
비밀번호힌트 *	<input type="text" value="--선택하세요--"/>	
비밀번호정답 *	<input type="text"/>	
업종코드	<input type="text" value="--선택하세요--"/>	
기업구분코드	<input type="text" value="--선택하세요--"/>	
대표이사이름	<input type="text"/>	
사업자등록번호 *	<input type="text"/>	
법인등록번호	<input type="text"/>	
회사전화번호 *	<input type="text"/> - <input type="text"/> - <input type="text"/>	
팩스번호	<input type="text"/>	
우편번호 *	<input type="text"/>	
주소 *	<input type="text"/>	
상세주소	<input type="text"/>	
신청자이름 *	<input type="text" value="홍길동"/>	
신청자주민등록번호 *	<input type="text" value="6303201063614"/>	
신청자이메일주소 *	<input type="text"/>	

Member subscription registration: insert the corporate member information and store the data on the database through member subscription registration button. All mandatory items (marked with *) should be inserted. In changing the postal code (address), select from the pop-up screen.

Cancel: to initialize the inserted content, clear the input through the cancel button on the bottom.

References

- Identification Certification: [Identification Certification Configuration](#)
- Public I-PIN Identification Certification: [Public I-PIN Identification Certification Configuration](#)